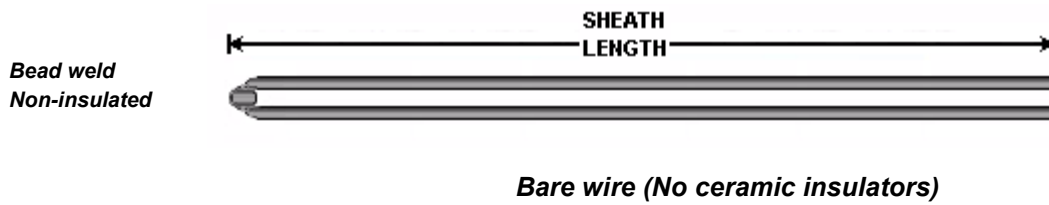
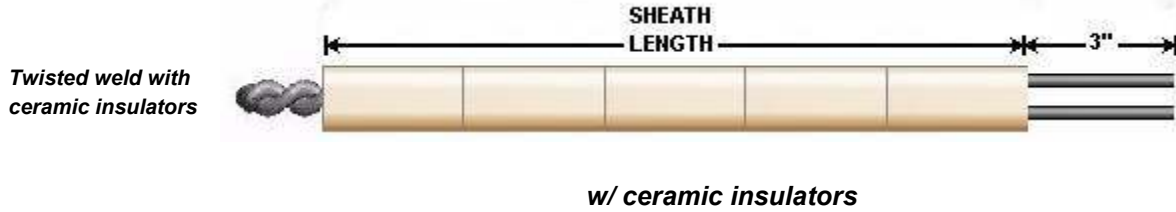
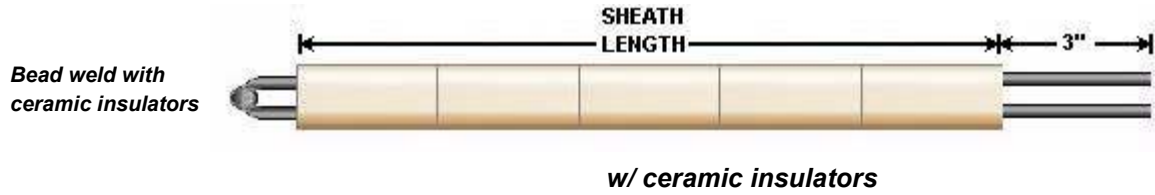


# Style TX1

## Base Metal Thermocouple



### Ordering Information

#### Part Number

①	②	③	④	⑤
TX1	Calibration	Gauge size/ Insulator Style	Junction/ Weld type	Sheath Length (Whole In.)
TX1				

②	Calibration
J	J
K	K

④	Junction - Weld Type
M	Butt weld
N	Twisted weld
S	Dual junction - Butt weld

⑤	Sheath Length (whole in.)
012"-060"	Specify in Inches
Note	<i>For other configurations not shown contact factory</i>

③	Gauge size/ Insulator Style
A	8 Gauge bare wire (no ceramic insulators)
B	8 Gauge Oval ceramic insulators
C	8 Gauge Round ceramic Insulators
D	14 Gauge bare wire (no ceramic insulators)
F	14 Gauge Oval ceramic insulators
G	14 Gauge Round ceramic Insulators



**Option "B" Oval shaped ceramic insulator**



**Option "C" Round shaped ceramic insulator**

**SOUTHWEST HEATER AND CONTROLS**

Main# 214-340-7500

Toll Free#: 800-687-2220

EMAIL: sales@swhc.com

WEB: www.swhc.com