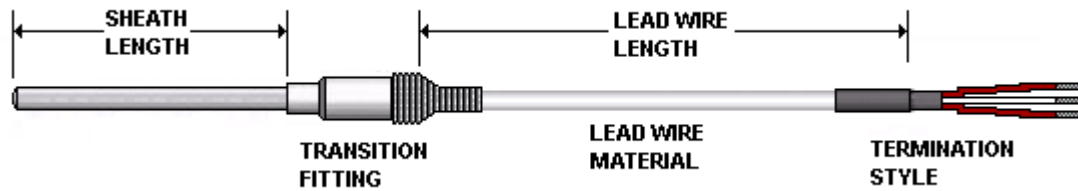


Mineral Insulated (MGO) RTD probe with lead wires Series RB5



Ordering Information Part Number

① RB5	② Element Type	③ Wire Config.	④ Sheath Diameter	⑤ Transition fitting	⑥ Sheath Length (In.)	⑦ Sheath Length (Frac.in.)	⑧ Lead Wire Material	⑨ Lead wire Length (In.)	⑩ Term. Style
RB5									

Optional

⑪ Special Features	⑫ Attached Fitting	⑬ Insertion Length (whole in.)	⑭ Insertion Length (Frac.in.)

②	Element type
K	100 Ω DIN 00385 Class A mineral insulated element (500°C rated)
P	100 Ω DIN 00385 mineral insulated element (800°C rated)
Note	For other elements consult factory

③	Wire Configuration
2	2-wire
3	3-wire
4	4-wire
5	2-wire (Dual Element)
6	3-wire (Dual Element)

④	Sheath Diameter
D	.062" (1.6mm) (1/16")
H	.125" (3.2mm) (1/8")
L	.188" (4.6mm) (3/16")
N	.250" (6.4mm) (1/4")
Note	For reference only (standard tolerances apply)
Note	For other diameters consult factory

⑤	Transition Fitting
1	3/8"OD X 1.25" w/ spring (standard)
2	1/4"OD X 1.25" w/ spring
4	3/8"OD X 1.25" (no spring)
5	1/4"OD X 1.25" (no spring)
Note	500°F epoxy standard
Note	See special features on next page for ceramic potting

⑥	Sheath Length (whole in.)
002"-060"	Specify in Inches

⑦	Sheath Length (fractional in.)
A	0
B	1/8"
C	1/4"
D	3/8"
E	1/2"
F	5/8"
G	3/4"
H	7/8"

⑧	Lead wire material RTD
A	Fiberglass (800°F)
B	Teflon FEP (400°F)
C	Fiberglass with stainless steel braid (800°F)
D	Teflon FEP with stainless steel braid (400°F)
E	Fiberglass with armor cable (800°F)
F	Teflon with armor cable (400°F)
G	Fiberglass with stainless steel braid (800°F) w/ armor cable
H	Teflon FEP with stainless steel braid (400°F) w/ armor cable
J	Teflon FEP singles (without white outer jacket)(400°F)

⑨	Lead wire length (whole in.)
003"-600"	Specify in Inches
Note	Over 600" contact factory

See next page for optional attached fittings & special features (Fields 11,12,13 &14)

⑩	Termination style
A	2" stripped leads (bare ends) (standard)
B	2" stripped leads w/ #8 spade lugs
C	Standard male 2 pin plug (400°F)
D	Standard male 3 pin plug (400°F)
F	Standard 2 pin female jack (400°F)
G	Standard 3 pin female jack (400°F)
H	Miniature male 2 pin plug (400°F)
P	Miniature male 3 pin plug (400°F)
J	Miniature female 2 pin jack (400°F)
K	Miniature female 3 pin jack (400°F)
L	2" stripped leads w/#6 Ring terminals
R	Dual molded male 4 pin plug (400°F)(for dual 2 wire)
T	Dual molded female 4 hole jack (400°F)(for dual 2 wire)
W	2" stripped leads w/ pin terminals
Q	2" stripped leads w/ wire ferrules
X	Extra long lead wire length (beyond 2" stripped leads) (specify extra long lead wire length below)
006"-240"	006"-240" Specify in Inches

Optional

⑪	Special features (optional)
Note	See next page

⑫	Attached Fitting (optional)
Note	See next page

⑬	Insertion length (whole in.)
Note	See next page

⑭	Insertion length (whole in.)
Note	See next page

SOUTHWEST HEATER AND CONTROLS

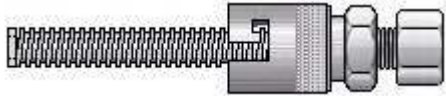
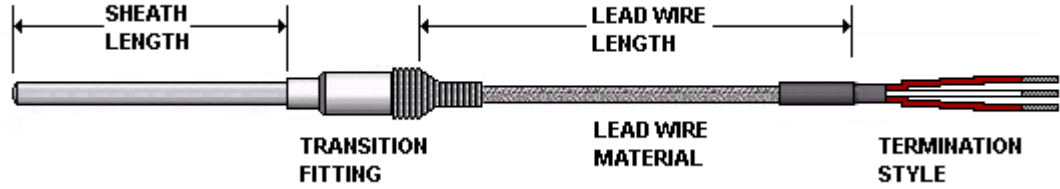
Main# 214-340-7500

Toll Free#: 800-687-2220

EMAIL: sales@swhc.com

WEB: www.swhc.com

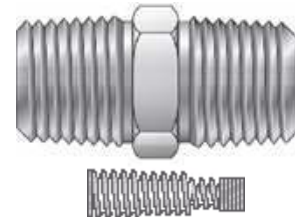
Attached Fittings and Special Features for Mineral Insulated MGO RTD probes Series RB5



Option "F16" Adjustable 7/16" ID bayonet cap fitting (1/8" OD & 3mm OD)



Option "18" Moisture protection boot on connector



Option "F07" Spring loaded fitting

Ordering Information Part Number

Continue part number from previous page

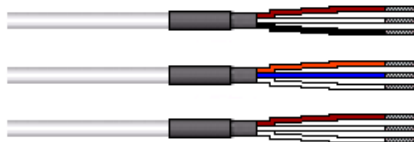
⑪ Special Features	⑫ Attached Fitting	⑬ Insertion Length (whole in.)	⑭ Insertion Length (Frac.in.)

⑪	Special features (Optional)
Note	Leave blank for no special features
07	Cable clamp
08	BX Connector
09	Mating connector
10	Armor cable adaptor
18	Moisture protection boot on connector
21	Teflon coated armor cable
24	Teflon covered probe
36	RTD color code White- White- Red (FEP Teflon)
37	RTD color code Black- White- Red (FEP Teflon)
38	RTD color code Blue- Orange- White (FEP Teflon)

⑫	Attached Fitting type (optional)
Note	Leave blank for no attached fitting
F01	1/8" npt single thread
F02	1/4" npt single thread
F03	3/8" npt single thread
F04	1/2" npt single thread
F05	3/4" npt single thread
F06	1/2" npt x 1/2" npt double thread
F07	1/2" npt double thread. Spring loaded
F08	1/2" npt x 1/2" npt double thread. Spring loaded w/oil seal
F09	1/2" npt x 3/4" npt double thread
F10	3/4" npt x 3/4" npt double thread
F16	Adjustable 7/16" ID bayonet cap fitting (1/8" OD & 3mm OD)
F17	Adjustable 12.5mm ID double slot bayonet cap fitting (1/8" OD & 3mm OD)
F18	1/8" npt compression fitting (Brass)
F19	1/8" npt compression fitting (Stainless steel)
F20	1/4" npt compression fitting (Brass)
F21	1/4" npt compression fitting (Stainless steel)
F22	1/2" npt compression fitting (Brass)
F23	1/2" npt compression fitting (Stainless steel)
Note	For other fittings not shown contact factory

⑬	Insertion Length (in.)
001"-050"	Specify in inches

⑭	Insertion Length (fractional in.)
A	0
B	1/8"
C	1/4"
D	3/8"
E	1/2"
F	5/8"
G	3/4"
H	7/8"



RTD color code options

SOUTHWEST HEATER AND CONTROLS

Main# 214-340-7500

Toll Free#: 800-687-2220

EMAIL: sales@swhc.com

WEB: www.swhc.com